




QUARTERLY PHYSICAL REPORT OF OPERATION
As of September 30, 2022

Department : Office of the Press Secretary (OPS)
 Agency : Bureau of Broadcast Services
 Operating Unit : < not applicable >
 Organization Code (UACS) : :

Particulars	UACS CODE	Physical Target (Budget Year)					Physical Accomplishment (Budget Year)				Variance	Remarks
		1st Quarter	2nd Quarter	3rd Quarter	4th Quarter	Total	1st Quarter	2nd Quarter	3rd Quarter	Total		
1	2	3	4	5	6	7	8	9	10	12	13	14
PUBLIC RADIO BROADCASTING PROGRAM	3101000000000000											
OO : Public access, engagement and understanding of Presidential policies												
Outcome Indicator												
1. Total number of listeners and percentage of market		75000 .43%	75000 .43%	75000 .43%	75000 .43%	300000 1.71%	75000 0.43%	75000 0.43%	75000 0.43%			
Output Indicators							0	0	0			
1. Total number of radio broadcasting hours and percentage increase from previous year		33600 0%	33600 0%	30800 0%	28100 0%	126,100 0%	33600 0%	33600 0%	30800 0%			
2. Number of cities and municipalities reached and percentage to total		120 cities (82.76%) 1,110 municipalities (74.55%)	120 cities (82.76%) 1,110 municipalities (74.55%)	120 cities (82.76%) 1,110 municipalities (74.55%)	120 cities (82.76%) 1,110 municipalities (74.55%)	120 cities (82.76%) 1,110 municipalities (74.55%)	120 cities and 1,110 municipalities cities - 82.76% municipalities 74.55%	120 cities and 1,110 municipalities cities - 82.76% municipalities 74.55%	120 cities and 1,110 municipalities cities - 82.76% municipalities - 74.55%			

Prepared by:

 JUN P. ROMANA
 Acting Planning Officer

In coordination with:

 SALLY G. CUEVA
 Head, Budget Section

Certified correct:

 RACHELLE R. GATPANDAN
 Chief, Finance Division

Approved by:

 RIZAL GIOVANNI P. APORTADERA, JR.
 Director IV

Date: _____