

SUMMARY OF APPROPRIATIONS, ALLOTMENTS, OBLIGATIONS, DISBURSEMENTS AND BALANCES BY OBJECT OF EXPENDITURES

As at the Quarter Ending June 30, 2021

Department : Presidential Communications Operations Office (PCOO)

Agency : Bureau of Broadcast Services

Operating Unit : < not applicable >

Organization Code (UACS) : 25 002 000000

Fund Cluster : 01 Regular Agency Fund

(e.g. UACS Fund Cluster: 01-Regular Agency Fund, 02-Foreign Assisted Projects Fund, 03-Special Account-Locally Funded/Domestic Grants Fund, and 04-Special Account-Foreign Assisted/Foreign Grants Fund)

X	Current Year Appropriations
	Supplemental Appropriations
	Continuing Appropriations

Particulars	UACS CODE	Appropriations			Allotments			Obligations					Disbursements				Balances				
		Authorized Appropriations	Adjustments (Transfer To/From, Modifications/ Augmentations)	Adjusted Appropriations	Allotments Received	Adjustments (Reductions, Modifications/ Augmentations)	Adjusted Allotments	1st Quarter Ending March 31	2nd Quarter Ending June 30	3rd Quarter Ending Sept. 30	4th Quarter Ending Dec. 31	TOTAL	1st Quarter Ending March 31	2nd Quarter Ending June 30	3rd Quarter Ending Sept. 30	4th Quarter Ending Dec. 31	TOTAL	Unreleased Appropriations	Unobligated Allotments	Unpaid Obligations (15-20)=(23+24)	
																				Due and Demandable	Not Yet Due and Demandable
1	2	3	4	5=(3+4)	6	7	10=[(5+(-37)-8+9)]	11	12	13	14	15=(11+12+13+14)	16	17	18	19	20=(16+17+18+19)	21=(5-10)	22=(10-15)	23	24
SUMMARY		406,628,000.00	1,384,115.00	408,012,115.00	405,528,000.00	1,384,115.00	406,892,115.00	82,017,886.41	113,623,388.36	0.00	0.00	185,641,254.77	86,489,089.45	125,395,444.57	0.00	0.00	192,454,534.02	0.00	211,250,660.23	0.00	3,186,720.75
A AGENCY SPECIFIC BUDGET		384,197,000.00	0.00	384,197,000.00	384,197,000.00	0.00	384,197,000.00	74,872,187.18	107,910,405.94	0.00	0.00	182,882,596.12	61,627,701.29	118,375,552.15	0.00	0.00	178,963,253.44	0.00	201,314,403.88	0.00	2,879,342.68
Personnel Services		234,524,000.00	0.00	234,524,000.00	234,024,000.00	0.00	234,024,000.00	52,854,329.07	72,781,482.50	0.00	0.00	125,635,811.57	43,925,816.86	81,344,802.49	0.00	0.00	124,970,619.34	0.00	168,388,188.43	0.00	683,192.23
Salaries and Wages	501010000	177,781,000.00	(3,739,085.38)	174,041,914.64	177,781,000.00	(3,739,085.38)	174,041,914.64	48,693,258.56	46,235,188.90	0.00	0.00	94,928,445.46	40,109,928.66	54,772,912.08	0.00	0.00	94,882,838.84	0.00	79,093,469.19	0.00	45,606.61
Salaries and Wages - Regular	501010100	177,781,000.00	(3,739,085.38)	174,041,914.64	177,781,000.00	(3,739,085.38)	174,041,914.64	48,693,258.56	46,235,188.90	0.00	0.00	94,928,445.46	40,109,928.66	54,772,912.08	0.00	0.00	94,882,838.84	0.00	79,093,469.19	0.00	45,606.61
Basic Salary - Civilian	501010101	177,781,000.00	(3,739,085.38)	174,041,914.64	177,781,000.00	(3,739,085.38)	174,041,914.64	48,693,258.56	46,235,188.90	0.00	0.00	94,928,445.46	40,109,928.66	54,772,912.08	0.00	0.00	94,882,838.84	0.00	79,093,469.19	0.00	45,606.61
Other Compensation	501020000	47,804,000.00	2,213,380.00	50,017,380.00	47,804,000.00	2,213,380.00	50,017,380.00	3,056,957.18	22,005,558.38	0.00	0.00	25,062,515.56	3,056,957.18	22,005,558.38	0.00	0.00	25,062,515.56	0.00	24,954,864.44	0.00	0.00
Personal Economic Relief Allowance (PERA)	501020100	10,704,000.00	0.00	10,704,000.00	10,704,000.00	0.00	10,704,000.00	2,892,457.18	2,890,428.38	0.00	0.00	5,782,885.56	2,892,457.18	2,890,428.38	0.00	0.00	5,782,885.56	0.00	4,921,114.44	0.00	0.00
PERA - Civilian	501020101	10,704,000.00	0.00	10,704,000.00	10,704,000.00	0.00	10,704,000.00	2,892,457.18	2,890,428.38	0.00	0.00	5,782,885.56	2,892,457.18	2,890,428.38	0.00	0.00	5,782,885.56	0.00	4,921,114.44	0.00	0.00
Representation Allowance (RA)	501020200	168,000.00	379,000.00	547,000.00	168,000.00	379,000.00	547,000.00	123,250.00	73,250.00	0.00	0.00	196,500.00	123,250.00	73,250.00	0.00	0.00	196,500.00	0.00	360,500.00	0.00	0.00
Transportation Allowance (TA)	501020300	168,000.00	0.00	168,000.00	168,000.00	0.00	168,000.00	41,250.00	22,500.00	0.00	0.00	63,750.00	41,250.00	22,500.00	0.00	0.00	63,750.00	0.00	104,250.00	0.00	0.00
Transportation Allowance (TA)	501020301	168,000.00	0.00	168,000.00	168,000.00	0.00	168,000.00	41,250.00	22,500.00	0.00	0.00	63,750.00	41,250.00	22,500.00	0.00	0.00	63,750.00	0.00	104,250.00	0.00	0.00
Clothing/Uniform Allowance	501020400	2,676,000.00	198,000.00	2,874,000.00	2,676,000.00	198,000.00	2,874,000.00	0.00	2,874,000.00	0.00	0.00	2,874,000.00	0.00	2,874,000.00	0.00	0.00	2,874,000.00	0.00	0.00	0.00	0.00
Clothing/Uniform Allowance - Civilian	501020401	2,676,000.00	198,000.00	2,874,000.00	2,676,000.00	198,000.00	2,874,000.00	0.00	2,874,000.00	0.00	0.00	2,874,000.00	0.00	2,874,000.00	0.00	0.00	2,874,000.00	0.00	0.00	0.00	0.00
Honoraria	501021000	0.00	76,000.00	76,000.00	0.00	76,000.00	76,000.00	0.00	76,000.00	0.00	0.00	76,000.00	0.00	76,000.00	0.00	0.00	76,000.00	0.00	0.00	0.00	0.00
Honoraria - Civilian	501021001	0.00	76,000.00	76,000.00	0.00	76,000.00	76,000.00	0.00	76,000.00	0.00	0.00	76,000.00	0.00	76,000.00	0.00	0.00	76,000.00	0.00	0.00	0.00	0.00
Hazard Pay (HP)	501021100	0.00	649,000.00	649,000.00	0.00	649,000.00	649,000.00	0.00	344,000.00	0.00	0.00	344,000.00	0.00	344,000.00	0.00	0.00	344,000.00	0.00	305,000.00	0.00	0.00
Hazard Pay	501021101	0.00	649,000.00	649,000.00	0.00	649,000.00	649,000.00	0.00	344,000.00	0.00	0.00	344,000.00	0.00	344,000.00	0.00	0.00	344,000.00	0.00	305,000.00	0.00	0.00
Year End Bonus	501021400	14,814,000.00	0.00	14,814,000.00	14,814,000.00	0.00	14,814,000.00	0.00	0.00	0.00	0.00	0.00	0.00	0.00	0.00	0.00	0.00	0.00	14,814,000.00	0.00	0.00
Bonus - Civilian	501021401	14,814,000.00	0.00	14,814,000.00	14,814,000.00	0.00	14,814,000.00	0.00	0.00	0.00	0.00	0.00	0.00	0.00	0.00	0.00	0.00	0.00	14,814,000.00	0.00	0.00
Cash Gift	501021500	2,230,000.00	0.00	2,230,000.00	2,230,000.00	0.00	2,230,000.00	0.00	0.00	0.00	0.00	0.00	0.00	0.00	0.00	0.00	0.00	0.00	2,230,000.00	0.00	0.00
Cash Gift - Civilian	501021501	2,230,000.00	0.00	2,230,000.00	2,230,000.00	0.00	2,230,000.00	0.00	0.00	0.00	0.00	0.00	0.00	0.00	0.00	0.00	0.00	0.00	2,230,000.00	0.00	0.00
Mid-Year Bonus - Civilian	501021600	14,814,000.00	911,380.00	15,725,380.00	14,814,000.00	911,380.00	15,725,380.00	0.00	15,725,380.00	0.00	0.00	15,725,380.00	0.00	15,725,380.00	0.00	0.00	15,725,380.00	0.00	0.00	0.00	0.00
Mid-Year Bonus - Civilian	501021601	14,814,000.00	911,380.00	15,725,380.00	14,814,000.00	911,380.00	15,725,380.00	0.00	15,725,380.00	0.00	0.00	15,725,380.00	0.00	15,725,380.00	0.00	0.00	15,725,380.00	0.00	0.00	0.00	0.00
Other Bonuses and Allowances	501029500	2,230,000.00	0.00	2,230,000.00	2,230,000.00	0.00	2,230,000.00	0.00	0.00	0.00	0.00	0.00	0.00	0.00	0.00	0.00	0.00	0.00	2,230,000.00	0.00	0.00
Productivity Enhancement Incentive - Civilian	501029912	2,230,000.00	0.00	2,230,000.00	2,230,000.00	0.00	2,230,000.00	0.00	0.00	0.00	0.00	0.00	0.00	0.00	0.00	0.00	0.00	0.00	2,230,000.00	0.00	0.00
Personnel Benefit Contributions	501030000	3,309,000.00	0.00	3,309,000.00	3,309,000.00	0.00	3,309,000.00	997,935.28	983,940.12	0.00	0.00	1,981,875.40	652,752.74	1,311,307.85	0.00	0.00	1,984,960.80	0.00	1,327,124.80	0.00	17,814.80
Pag-IBIG Contributions	501030200	535,000.00	0.00	535,000.00	535,000.00	0.00	535,000.00	145,100.00	144,800.00	0.00	0.00	289,900.00	96,500.00	184,000.00	0.00	0.00	289,500.00	0.00	245,100.00	0.00	9,400.00
Pag-IBIG - Civilian	501030201	535,000.00	0.00	535,000.00	535,000.00	0.00	535,000.00	145,100.00	144,800.00	0.00	0.00	289,900.00	96,500.00	184,000.00	0.00	0.00	289,500.00	0.00	245,100.00	0.00	9,400.00
PhilHealth Contributions	501030300	2,239,000.00	0.00	2,239,000.00	2,239,000.00	0.00	2,239,000.00	707,535.28	694,240.12	0.00	0.00	1,401,775.40	452,752.74	938,107.85	0.00	0.00	1,400,860.80	0.00	837,224.60	0.00	914.80
PhilHealth - Civilian	501030301	2,239,000.00	0.00	2,239,000.00	2,239,000.00	0.00	2,239,000.00	707,535.28	694,240.12	0.00	0.00	1,401,775.40	452,752.74	938,107.85	0.00	0.00	1,400,860.80	0.00	837,224.60	0.00	914.80
Employer Compensation Insurance Premiums (ECIP)	501030400	535,000.00	0.00	535,000.00	535,000.00	0.00	535,000.00	145,300.00	144,900.00	0.00	0.00	290,200.00	93,500.00	189,200.00	0.00	0.00	282,700.00	0.00	244,600.00	0.00	7,500.00
ECIP - Civilian	501030401	535,000.00	0.00	535,000.00	535,000.00	0.00	535,000.00	145,300.00	144,900.00	0.00	0.00	290,200.00	93,500.00	189,200.00	0.00	0.00	282,700.00	0.00	244,600.00	0.00	7,500.00
Other Personnel Benefits	501040000	5,150,000.00	1,625,705.38	6,775,705.38	5,150,000.00	1,625,705.38	6,775,705.38	106,190.00	3,350,795.10	0.00	0.00	3,662,975.10	105,180.00	2,955,024.18	0.00	0.00	3,061,204.24	0.00	3,012,730.20	0.00	501,775.80
Terminal Leave Benefits	501040300	4,705,000.00	6,748.65	4,711,748.65	4,705,000.00	6,748.65	4,711,748.65	93,312.33	2,009,064.09	0.00	0.00	2,102,376.39	93,312.33	1,407,293.11	0.00	0.00	1,500,605.44	0.00	2,808,372.29	0.00	601,770.82
Terminal Leave Benefits - Civilian	501040301	4,705,000.00	6,748.65	4,711,748.65	4,705,000.00	6,748.65	4,711,748.65	93,312.33	2,009,064.09	0.00	0.00	2,102,376.39	93,312.33	1,407,293.11	0.00						



SUMMARY OF APPROPRIATIONS, ALLOTMENTS, OBLIGATIONS, DISBURSEMENTS AND BALANCES BY OBJECT OF EXPENDITURES

As at the Quarter Ending June 30, 2021

Department : Presidential Communications Operations Office (PCOO)

Agency : Bureau of Broadcast Services

Operating Unit : < not applicable >

Organization Code (UACS) : 25 002 0000000

Fund Cluster : 01 Regular Agency Fund

(e.g. UACS Fund Cluster; 01-Regular Agency Fund, 02-Foreign Assisted Projects Fund, 03-Special Account-Locally Funded/Domestic Grants Fund, and 04-Special Account-Foreign Assisted/Foreign Grants Fund)

X	Current Year Appropriations
	Supplemental Appropriations
	Continuing Appropriations

Particulars	UACS CODE	Appropriations			Allotments		Obligations					Disbursements				Balances					
		Authorized Appropriations	Adjustments (Transfer To/From, Modifications/ Augmentations)	Adjusted Appropriations	Allotments Received	Adjustments (Reductions, Modifications/ Augmentations)	Adjusted Allotments	1st Quarter Ending March 31	2nd Quarter Ending June 30	3rd Quarter Ending Sept. 30	4th Quarter Ending Dec. 31	TOTAL	1st Quarter Ending March 31	2nd Quarter Ending June 30	3rd Quarter Ending Sept. 30	4th Quarter Ending Dec. 31	TOTAL	Unreleased Appropriations	Unobligated Allotments	Unpaid Obligations (15-20)=(23+24)	
																				10=[(6+1)-7]-8+9	11
Janitorial Services	5021202000	1,900,000.00	0.00	1,900,000.00	1,900,000.00	0.00	1,900,000.00	428,843.50	384,278.17	0.00	0.00	822,819.67	279,833.29	543,165.41	0.00	0.00	822,819.67	0.00	1,077,180.33	0.00	0.00
Security Services	5021203000	20,123,000.00	3,022,769.77	23,145,769.77	26,423,000.00	3,022,769.77	23,145,769.77	1,675,999.81	6,056,278.60	0.00	0.00	9,732,278.21	1,675,999.81	8,056,278.60	0.00	0.00	9,732,278.21	0.00	13,413,511.56	0.00	0.00
Other General Services	5021209000	3,900,000.00	(1,000,000.00)	2,900,000.00	3,900,000.00	(1,000,000.00)	2,900,000.00	1,009,834.34	1,230,799.14	0.00	0.00	2,240,433.48	1,009,834.34	1,230,799.14	0.00	0.00	2,240,433.48	0.00	659,566.52	0.00	0.00
Other General Services	5021209000	3,900,000.00	(1,000,000.00)	2,900,000.00	3,900,000.00	(1,000,000.00)	2,900,000.00	1,009,834.34	1,230,799.14	0.00	0.00	2,240,433.48	1,009,834.34	1,230,799.14	0.00	0.00	2,240,433.48	0.00	659,566.52	0.00	0.00
Repairs and Maintenance	5021300000	10,150,000.00	(2,913,411.22)	7,236,588.78	10,150,000.00	(2,913,411.22)	7,236,588.78	383,992.00	2,443,686.42	0.00	0.00	2,827,678.42	129,582.00	1,920,197.48	0.00	0.00	2,049,769.48	0.00	4,408,910.36	0.00	777,508.94
Repairs and Maintenance - Buildings and Other Structures	5021304000	1,050,000.00	1,086,259.78	2,136,259.78	1,050,000.00	1,086,259.78	2,136,259.78	1,500.00	402,709.94	0.00	0.00	404,209.94	1,500.00	300.00	0.00	0.00	1,800.00	0.00	1,732,049.84	0.00	402,408.94
Buildings	5021304001	950,000.00	0.00	950,000.00	950,000.00	0.00	950,000.00	0.00	5,900.00	0.00	0.00	5,900.00	0.00	300.00	0.00	0.00	300.00	0.00	944,100.00	0.00	5,800.00
Other Structures	5021304009	100,000.00	1,086,259.78	1,186,259.78	100,000.00	1,086,259.78	1,186,259.78	1,500.00	396,809.94	0.00	0.00	398,309.94	1,500.00	0.00	0.00	0.00	1,500.00	0.00	787,948.84	0.00	396,809.94
Repairs and Maintenance - Machinery and Equipment	5021305000	7,270,000.00	(3,200,000.00)	4,070,000.00	7,270,000.00	(3,200,000.00)	4,070,000.00	221,220.00	1,730,982.48	0.00	0.00	1,952,202.48	3,020.00	1,606,282.48	0.00	0.00	1,609,302.48	0.00	2,117,797.52	0.00	342,900.00
Office Equipment	5021305002	250,000.00	0.00	250,000.00	250,000.00	0.00	250,000.00	13,570.00	44,075.00	0.00	0.00	57,645.00	2,370.00	25,675.00	0.00	0.00	28,045.00	0.00	192,355.00	0.00	29,300.00
Information and Communications Technology Equipment	5021305003	20,000.00	0.00	20,000.00	20,000.00	0.00	20,000.00	650.00	3,100.00	0.00	0.00	3,750.00	650.00	3,100.00	0.00	0.00	3,750.00	0.00	16,250.00	0.00	0.00
Communication Equipment	5021305007	7,000,000.00	(3,200,000.00)	3,800,000.00	7,000,000.00	(3,200,000.00)	3,800,000.00	207,000.00	1,833,807.48	0.00	0.00	1,800,807.48	0.00	1,577,207.48	0.00	0.00	1,577,207.48	0.00	1,809,162.52	0.00	313,600.00
Repairs and Maintenance - Transportation Equipment	5021306000	500,000.00	320,329.00	820,329.00	500,000.00	320,329.00	820,329.00	147,422.00	204,244.00	0.00	0.00	351,666.00	111,212.00	207,855.00	0.00	0.00	319,067.00	0.00	498,663.00	0.00	32,599.00
Motor Vehicles	5021306001	500,000.00	320,329.00	820,329.00	500,000.00	320,329.00	820,329.00	147,422.00	204,244.00	0.00	0.00	351,666.00	111,212.00	207,855.00	0.00	0.00	319,067.00	0.00	498,663.00	0.00	32,599.00
Repairs and Maintenance - Semi-Expendable Machinery and	5021321000	1,218,000.00	(1,158,000.00)	60,000.00	1,218,000.00	(1,158,000.00)	60,000.00	1,200.00	750.00	0.00	0.00	1,950.00	1,200.00	750.00	0.00	0.00	1,950.00	0.00	58,050.00	0.00	0.00
Office Equipment	5021321002	60,000.00	0.00	60,000.00	60,000.00	0.00	60,000.00	1,200.00	750.00	0.00	0.00	1,950.00	1,200.00	750.00	0.00	0.00	1,950.00	0.00	58,050.00	0.00	0.00
Information and Communications Technology Equipment	5021321003	1,158,000.00	(1,158,000.00)	0.00	1,158,000.00	(1,158,000.00)	0.00	0.00	0.00	0.00	0.00	0.00	0.00	0.00	0.00	0.00	0.00	0.00	0.00	0.00	0.00
Repairs and Maintenance - Other Property, Plant and	5021399000	112,000.00	38,000.00	150,000.00	112,000.00	38,000.00	150,000.00	12,850.00	105,000.00	0.00	0.00	117,850.00	12,850.00	105,000.00	0.00	0.00	117,850.00	0.00	32,350.00	0.00	0.00
Other Property, Plant and Equipment	5021399005	112,000.00	38,000.00	150,000.00	112,000.00	38,000.00	150,000.00	12,850.00	105,000.00	0.00	0.00	117,850.00	12,850.00	105,000.00	0.00	0.00	117,850.00	0.00	32,350.00	0.00	0.00
Taxes, Insurance Premiums and Other Fees	5021500000	1,730,000.00	240,000.00	1,970,000.00	1,730,000.00	240,000.00	1,970,000.00	1,378,945.37	239,345.93	0.00	0.00	1,618,291.30	79,862.06	1,528,738.66	0.00	0.00	1,608,396.94	0.00	354,608.70	0.00	5,992.36
Taxes, Duties and Licenses	5021501000	300,000.00	0.00	300,000.00	300,000.00	0.00	300,000.00	21,767.18	15,847.18	0.00	0.00	37,614.36	21,767.18	15,847.18	0.00	0.00	37,614.36	0.00	282,385.64	0.00	0.00
Taxes, Duties and Licenses	5021501001	300,000.00	0.00	300,000.00	300,000.00	0.00	300,000.00	21,767.18	15,847.18	0.00	0.00	37,614.36	21,767.18	15,847.18	0.00	0.00	37,614.36	0.00	282,385.64	0.00	0.00
Fidelity Bond Premiums	5021502000	70,000.00	0.00	70,000.00	70,000.00	0.00	70,000.00	41,201.25	2,456.25	0.00	0.00	43,657.50	41,201.25	2,456.25	0.00	0.00	43,657.50	0.00	262,342.50	0.00	0.00
Insurance Expenses	5021503000	1,360,000.00	240,000.00	1,600,000.00	1,360,000.00	240,000.00	1,600,000.00	4,315,076.94	218,142.50	0.00	0.00	1,534,119.44	18,693.85	1,511,433.43	0.00	0.00	1,528,127.08	0.00	65,880.56	0.00	5,992.36
Other Maintenance and Operating Expenses	5029900000	5,134,000.00	(1,718,000.00)	3,416,000.00	5,134,000.00	(1,718,000.00)	3,416,000.00	674,783.19	1,529,090.15	0.00	0.00	2,203,873.35	113,889.59	1,114,959.49	0.00	0.00	1,228,023.08	0.00	5,211,226.85	0.00	975,850.27
Advertising Expenses	5029901000	70,000.00	0.00	70,000.00	70,000.00	0.00	70,000.00	0.00	0.00	0.00	0.00	0.00	0.00	0.00	0.00	0.00	0.00	0.00	70,000.00	0.00	0.00
Printing and Publication Expenses	5029902000	70,000.00	0.00	70,000.00	70,000.00	0.00	70,000.00	5,541.30	13,922.60	0.00	0.00	19,463.90	9,100.00	14,363.60	0.00	0.00	23,484.50	0.00	46,535.50	0.00	0.00
Representation Expenses	5029903000	2,965,000.00	(1,495,000.00)	1,500,000.00	2,965,000.00	(1,495,000.00)	1,500,000.00	57,851.53	15,776.30	0.00	0.00	73,627.83	49,806.53	27,723.30	0.00	0.00	77,629.83	0.00	1,422,370.15	0.00	0.00
Transportation and Delivery Expenses	5029904000	320,000.00	470,000.00	790,000.00	320,000.00	470,000.00	790,000.00	0.00	4,761.12	0.00	0.00	4,761.12	0.00	4,761.12	0.00	0.00	4,761.12	0.00	765,238.88	0.00	0.00
Rent/Lease Expenses	5029905000	2,887,000.00	0.00	2,887,000.00	2,887,000.00	0.00	2,887,000.00	572,651.74	35,715.08	0.00	0.00	608,366.80	21,124.14	578,690.36	0.00	0.00	599,614.53	0.00	2,278,735.20	0.00	8,450.27
Rents - Building and Structures	5029905001	2,827,000.00	0.00	2,827,000.00	2,827,000.00	0.00	2,827,000.00	242,427.60	257,427.60	0.00	0.00	499,855.20	15,000.00	484,855.20	0.00	0.00	499,855.20	0.00	2,027,144.80	0.00	0.00
Rents - Equipment	5029905004	360,000.00	0.00	360,000.00	360,000.00	0.00	360,000.00	330,124.14	(221,712.54)	0.00	0.00	108,411.60	6,124.14	93,835.76	0.00	0.00	99,859.33	0.00	251,590.40	0.00	8,450.27
Membership Dues and Contributions to Organizations	5029906000	50,000.00	(50,000.00)	0.00	50,000.00	(50,000.00)	0.00	0.00	0.00	0.00	0.00	0.00	0.00	0.00	0.00	0.00	0.00	0.00	0.00	0.00	0.00
Subscription Expenses	5029907000	1,282,000.00	(643,600.00)	638,400.00	1,282,000.00	(643,600.00)	638,400.00	0.00	638,400.00	0.00	0.00	638,400.00	0.00	0.00	0.00	0.00	638,400.00	0.00	0.00	0.00	638,400.00
Other Subscription Expenses	5029907009	1,282,000.00	(643,600.00)	638,400.00	1,282,000.00	(643,600.00)	638,400.00	0.00	638,400.00	0.00	0.00	638,400.00	0.00	0.00	0.00	0.00	638,400.00	0.00	0.00	0.00	638,400.00
Donations	5029908000	50,000.00	0.00	50,000.00	50,000.00	0.00	50,000.00	950.00	0.00	0.00	0.00	950.00	950.00	0.00	0.00	0.00	950.00	0.00	49,050.00	0.00	0.00
Other Maintenance and Operating Expenses	5029999000	1,410,000.00	0.00	1,410,000.00	1,410,000.00	0.00	1,410,000.00	33,888.00	818,815.05	0.00	0.00										

SUMMARY OF APPROPRIATIONS, ALLOTMENTS, OBLIGATIONS, DISBURSEMENTS AND BALANCES BY OBJECT OF EXPENDITURES

As at the Quarter Ending June 30, 2021

Department : Presidential Communications Operations Office (PCOO)

Agency : Bureau of Broadcast Services

Operating Unit : < not applicable >


Organization Code (UACS) : 25 002 0000000


Fund Cluster : 01 Regular Agency Fund


(e.g. UACS Fund Cluster: 01-Regular Agency Fund, 02-Foreign Assisted Projects Fund, 03-Special Account-Locally Funded/Domestic Grants Fund, and 04-Special Account-Foreign Assisted/Foreign Grants Fund)

X	Current Year Appropriations
	Supplemental Appropriations
	Continuing Appropriations

Particulars	UACS CODE	Appropriations			Allotments			Obligations					Disbursements					Balances			
		Authorized Appropriations	Adjustments (Transfer To/From, Modifications/Augmentations)	Adjusted Appropriations	Allotments Received	Adjustments (Reductions, Modifications/Augmentations)	Adjusted Allotments	1st Quarter Ending March 31	2nd Quarter Ending June 30	3rd Quarter Ending Sept. 30	4th Quarter Ending Dec. 31	TOTAL	1st Quarter Ending March 31	2nd Quarter Ending June 30	3rd Quarter Ending Sept. 30	4th Quarter Ending Dec. 31	TOTAL	Unreleased Appropriations	Unobligated Allotments	Unpaid Obligations (15-20)=(23+24)	
																				10=[(6+(-17)-8+9)]	Due and Demandable
1	2	3	4	5=(3+4)	6	7	11	12	13	14	15=(11+12+13+14)	16	17	18	19	20=(16+17+18+19)	21=(5-10)	22=(10-15)	23	24	
Property, Plant and Equipment Outlay	5060400000	5,239,000.00	0.00	5,239,000.00	5,239,000.00	0.00	5,239,000.00	0.00	66,499.00	0.00	0.00	66,499.00	0.00	33,999.00	0.00	0.00	33,999.00	0.00	5,172,501.00	0.00	32,500.00
Infrastructure Outlay	5060403000	146,000.00	(44,000.00)	102,000.00	146,000.00	(44,000.00)	102,000.00	0.00	0.00	0.00	0.00	0.00	0.00	0.00	0.00	0.00	0.00	0.00	102,000.00	0.00	0.00
Communication Networks	5060403006	146,000.00	(44,000.00)	102,000.00	146,000.00	(44,000.00)	102,000.00	0.00	0.00	0.00	0.00	0.00	0.00	0.00	0.00	0.00	0.00	0.00	102,000.00	0.00	0.00
Machinery and Equipment Outlay	5060405000	5,093,000.00	(186,000.00)	4,907,000.00	5,093,000.00	(186,000.00)	4,907,000.00	0.00	66,499.00	0.00	0.00	66,499.00	0.00	33,999.00	0.00	0.00	33,999.00	0.00	4,840,501.00	0.00	32,500.00
Office Equipment	5060405002	0.00	58,700.00	58,700.00	0.00	58,700.00	58,700.00	0.00	33,999.00	0.00	0.00	33,999.00	0.00	33,999.00	0.00	0.00	33,999.00	0.00	24,701.00	0.00	0.00
Information and Communication Technology Equipment	5060405003	4,015,000.00	(1,962,500.00)	2,052,500.00	4,015,000.00	(1,962,500.00)	2,052,500.00	0.00	32,500.00	0.00	0.00	32,500.00	0.00	0.00	0.00	0.00	0.00	0.00	2,020,000.00	0.00	32,500.00
Communication Equipment	5060405007	0.00	2,675,800.00	2,675,800.00	0.00	2,675,800.00	2,675,800.00	0.00	0.00	0.00	0.00	0.00	0.00	0.00	0.00	0.00	0.00	0.00	2,675,800.00	0.00	0.00
Printing Equipment	5060405012	750,000.00	(750,000.00)	0.00	750,000.00	(750,000.00)	0.00	0.00	0.00	0.00	0.00	0.00	0.00	0.00	0.00	0.00	0.00	0.00	0.00	0.00	0.00
ICT Software	5060405015	328,000.00	(208,000.00)	120,000.00	328,000.00	(208,000.00)	120,000.00	0.00	0.00	0.00	0.00	0.00	0.00	0.00	0.00	0.00	0.00	0.00	120,000.00	0.00	0.00
Other Property Plant and Equipment Outlay	5060409000	0.00	230,000.00	230,000.00	0.00	230,000.00	230,000.00	0.00	0.00	0.00	0.00	0.00	0.00	0.00	0.00	0.00	0.00	0.00	230,000.00	0.00	0.00
Other Property, Plant and Equipment	5060409099	0.00	230,000.00	230,000.00	0.00	230,000.00	230,000.00	0.00	0.00	0.00	0.00	0.00	0.00	0.00	0.00	0.00	0.00	0.00	230,000.00	0.00	0.00
B AUTOMATIC APPROPRIATIONS		21,331,000.00	0.00	21,331,000.00	21,331,000.00	0.00	21,331,000.00	5,681,565.22	5,712,979.42	0.00	0.00	11,394,544.64	3,597,274.15	7,589,892.42	0.00	0.00	11,187,166.57	0.00	9,936,455.36	0.00	207,378.07
Retirement and Life Insurance Premiums		21,331,000.00	0.00	21,331,000.00	21,331,000.00	0.00	21,331,000.00	5,681,565.22	5,712,979.42	0.00	0.00	11,394,544.64	3,597,274.15	7,589,892.42	0.00	0.00	11,187,166.57	0.00	9,936,455.36	0.00	207,378.07
C SPECIAL PURPOSE FUNDS		0.00	1,364,115.00	1,364,115.00	0.00	1,364,115.00	1,364,115.00	1,364,114.01	0.00	0.00	0.00	1,364,114.01	1,364,114.01	0.00	0.00	0.00	1,364,114.01	0.00	0.99	0.00	0.00
Pension and Gratuity Fund		0.00	1,364,115.00	1,364,115.00	0.00	1,364,115.00	1,364,115.00	1,364,114.01	0.00	0.00	0.00	1,364,114.01	1,364,114.01	0.00	0.00	0.00	1,364,114.01	0.00	0.99	0.00	0.00
Other Personnel Benefits	5010400000	0.00	1,364,115.00	1,364,115.00	0.00	1,364,115.00	1,364,115.00	1,364,114.01	0.00	0.00	0.00	1,364,114.01	1,364,114.01	0.00	0.00	0.00	1,364,114.01	0.00	0.99	0.00	0.00
Terminal Leave Benefits		0.00	1,364,115.00	1,364,115.00	0.00	1,364,115.00	1,364,115.00	1,364,114.01	0.00	0.00	0.00	1,364,114.01	1,364,114.01	0.00	0.00	0.00	1,364,114.01	0.00	0.99	0.00	0.00
Terminal Leave Benefits - Civilian	5010403001	0.00	1,364,115.00	1,364,115.00	0.00	1,364,115.00	1,364,115.00	1,364,114.01	0.00	0.00	0.00	1,364,114.01	1,364,114.01	0.00	0.00	0.00	1,364,114.01	0.00	0.99	0.00	0.00
GRAND TOTAL		405,528,000.00	1,364,115.00	406,892,115.00	405,528,000.00	1,364,115.00	406,892,115.00	82,017,866.41	113,623,388.36	0.00	0.00	195,641,254.77	66,489,089.45	125,965,444.57	0.00	0.00	192,454,534.02	0.00	211,250,860.23	0.00	3,186,720.75

Prepared by:  
  
 SALLY G. CUEVA  
 Acting Head, Budget Section

Certified Correct:  
  
 RACHELLE R. GATPANDAN  
 Acting Chief, Finance Division

Approved by:  
  
 RIZAL GIOVANNI P. APORADERA JR.  
 Director IV

Date:

Date:

Date: