

SUMMARY OF APPROPRIATIONS, ALLOTMENTS, OBLIGATIONS, DISBURSEMENTS AND BALANCES BY OBJECT OF EXPENDITURES
As at the Quarter Ending September 30, 2020

Department : Presidential Communications Operations Office (PCOO)
Agency : Bureau of Broadcast Services
Operating Unit : < not applicable >
Organization Code : 25 002 0000000
Fund Cluster : 01-Regular Agency Fund

Table with 3 rows and 2 columns: Current Year Appropriations, Supplemental, Continuing Appropriations. Includes a grid with 'X' and empty cells.

(e.g. UACS Fund Cluster: 01-Regular Agency Fund, 02-Foreign Assisted Projects Fund, 03-Special Account-Locally Funded/Domestic Grants Fund, and 04-Special Account-Foreign Assisted/Foreign Grants Fund)

Main data table with columns for Particulars, UACS CODE, Appropriations, Allotments, Obligations, Disbursements, and Balances. Includes rows for SUMMARY, AGENCY BUDGET, Personnel Services, Salaries and Wages, etc.

Lump-sum for Step Increments - Length of Service	5010499010	433,000.00	0.00	433,000.00	433,000.00	0.00	0.00	0.00	433,000.00	4,576.81	827.27	0.00	5,504.08	4,876.81	827.27	0.00	5,504.08	0.00	427,495.92	0.00	0.00
Maintenance and Other Operating Expenses		148,681,000.00	(2,448,100.00)	146,160,900.00	146,160,900.00	0.00	0.00	0.00	146,160,900.00	27,166,972.70	26,006,492.30	30,092,045.04	83,265,510.04	25,402,108.69	24,908,066.92	22,797,050.69	73,106,216.30	0.00	62,894,389.96	0.00	10,159,293.74
Traveling Expenses	5020100000	5,791,000.00	(868,428.60)	4,925,579.40	5,791,000.00	(865,428.60)	0.00	0.00	4,925,579.40	1,901,801.37	799,253.50	110,620.00	2,811,616.87	1,563,395.37	799,395.50	96,652.00	2,459,642.87	0.00	2,113,762.53	0.00	352,174.00
Traveling Expenses - Local	5020101000	3,517,000.00	(60,428.60)	3,456,579.40	3,517,000.00	(60,428.60)	0.00	0.00	3,456,579.40	1,883,896.37	754,632.50	110,620.00	2,729,148.87	1,523,690.37	754,632.50	96,652.00	2,376,974.87	0.00	2,127,430.53	0.00	352,174.00
Traveling Expenses - Foreign	5020102000	2,274,000.00	(805,000.00)	1,469,000.00	2,274,000.00	(805,000.00)	0.00	0.00	1,469,000.00	37,905.00	44,763.00	0.00	82,668.00	37,905.00	44,763.00	0.00	82,668.00	0.00	1,286,332.00	0.00	0.00
Training and Scholarship Expenses	5020200000	1,000,000.00	(313,000.00)	687,000.00	687,000.00	0.00	0.00	0.00	687,000.00	242,500.00	(39,000.00)	26,540.00	230,140.00	203,500.00	0.00	26,540.00	230,140.00	0.00	456,860.00	0.00	0.00
Training Expenses	5020201000	1,000,000.00	(313,000.00)	687,000.00	687,000.00	0.00	0.00	0.00	687,000.00	242,500.00	(39,000.00)	26,540.00	230,140.00	203,500.00	0.00	26,540.00	230,140.00	0.00	456,860.00	0.00	0.00
Supplies and Materials Expenses	5020300000	11,559,000.00	(779,550.00)	10,779,450.00	10,779,450.00	34,510.00	0.00	0.00	10,779,450.00	1,227,813.97	614,168.49	1,430,792.21	2,278,074.67	1,199,354.08	517,917.57	868,916.17	2,586,187.82	0.00	7,506,335.33	0.00	586,896.65
Office Supplies Expenses	5020301000	4,040,000.00	0.00	4,040,000.00	4,040,000.00	0.00	0.00	0.00	4,040,000.00	441,925.43	10,823.43	65,755.43	518,504.29	432,925.43	10,823.43	36,209.58	479,958.84	0.00	3,521,495.71	0.00	38,545.45
Office Supplies Expenses	5020301002	4,040,000.00	0.00	4,040,000.00	4,040,000.00	0.00	0.00	0.00	4,040,000.00	441,925.43	10,823.43	65,755.43	518,504.29	432,925.43	10,823.43	36,209.58	479,958.84	0.00	3,521,495.71	0.00	38,545.45
Accountable Forms Expenses	5020302000	40,000.00	0.00	40,000.00	40,000.00	0.00	0.00	0.00	40,000.00	18,100.00	2,400.00	3,000.00	25,500.00	18,100.00	2,400.00	0.00	20,500.00	0.00	14,500.00	0.00	5,000.00

This report was generated using the Unified Reporting System on 28/10/2020 11:39 version: FARI.A.1.3 ; Status : SUBMITTED



Office Equipment	5021303002	250,000.00	0.00	250,000.00	250,000.00	0.00	0.00	0.00	250,000.00	23,310.00	11,100.00	28,780.00	63,190.00	23,310.00	11,100.00	18,450.00	52,850.00	0.00	185,810.00	0.00	10,330.00
Information and Communication Technology Equipment	5021305003	20,000.00	0.00	20,000.00	20,000.00	0.00	0.00	0.00	20,000.00	7,925.00	1,400.00	3,800.00	13,125.00	7,925.00	1,400.00	2,180.00	21,475.00	0.00	8,875.00	0.00	1,650.00
Communication Equipment	5021305007	7,000,000.00	0.00	7,000,000.00	7,000,000.00	0.00	0.00	0.00	7,000,000.00	1,327,319.97	0.00	1,106,167.04	2,433,487.01	389,682.37	0.00	17,992.00	402,674.37	0.00	4,566,512.99	0.00	2,038,812.64
Repairs and Maintenance - Transportation	5021306000	500,000.00	0.00	500,000.00	500,000.00	0.50	0.00	0.00	500,000.00	161,732.91	15,361.00	63,779.00	240,872.91	161,732.91	15,361.00	37,537.00	214,630.91	0.00	259,127.09	0.00	26,242.00
Motor Vehicles	5021306001	500,000.00	0.00	500,000.00	500,000.00	0.00	0.00	0.00	500,000.00	161,732.91	15,361.00	63,779.00	240,872.91	161,732.91	15,361.00	37,537.00	214,630.91	0.00	259,127.09	0.00	26,242.00
Repairs and Maintenance - Semi-Expendable	5021321000	60,000.00	0.00	60,000.00	60,000.00	0.00	0.00	0.00	60,000.00	9,650.00	0.00	0.00	9,650.00	9,650.00	0.00	0.00	9,650.00	0.00	50,350.00	0.00	0.00
Office Equipment	5021321002	60,000.00	0.00	60,000.00	60,000.00	0.00	0.00	0.00	60,000.00	9,650.00	0.00	0.00	9,650.00	9,650.00	0.00	0.00	9,650.00	0.00	50,350.00	0.00	0.00
Repairs and Maintenance - Other Property, Plant	5021399000	45,000.00	0.00	45,000.00	45,000.00	0.00	0.00	0.00	45,000.00	41,850.00	1,220.00	0.00	43,070.00	41,850.00	1,220.00	0.00	43,070.00	0.00	1,920.00	0.00	0.00
Other Property, Plant and Equipment	5021399099	45,000.00	0.00	45,000.00	45,000.00	0.00	0.00	0.00	45,000.00	41,850.00	1,220.00	0.00	43,070.00	41,850.00	1,220.00	0.00	43,070.00	0.00	1,920.00	0.00	0.00
Taxes, Insurance Premiums and Other Fees	5021500000	1,730,000.00	59,088.80	1,789,088.80	1,730,000.00	59,088.80	0.00	0.00	1,789,088.80	1,371,068.55	161,910.66	135,120.34	1,668,099.55	1,371,068.55	89,689.74	117,584.79	1,574,743.08	0.00	170,989.25	0.00	93,356.47
Taxes, Duties and Licenses	5021501000	300,000.00	0.00	300,000.00	300,000.00	0.00	0.00	0.00	300,000.00	103,794.88	73,258.38	40,805.24	217,859.50	103,794.88	5,458.32	28,352.18	137,605.38	0.00	81,190.50	0.00	80,254.12

This report was generated using the Unified Reporting System on 28/10/2020 11:39 version: FARIA.1.3 ; Status : SUBMITTED

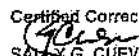
Department : Presidential Communications Operations Office (PCOO)  
 Agency : Bureau of Broadcast Services  
 Operating Unit : < not applicable >  
 Organization Code : 25 002 0000000  
 Fund Cluster : 01 Regular Agency Fund

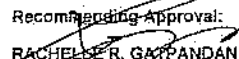
X


Current Year Appropriations  
 Supplemental  
 Continuing Appropriations

(e.g. UACS Fund Cluster: 01-Regular Agency Fund, 02-Foreign Assisted Projects Fund, 03-Special Account-Locally Funded/Domestic Grants Fund, and 04-Special Account-Foreign Assisted/Foreign Grants Fund)

Particulars	UACS CODE	Appropriations			Allotments					Obligations				Disbursements				Balances			
		Authorized Appropriations	Adjustments (Transfer To/From, Modifications/ Augmentations)	Adjusted Appropriations	Allotments Received	Adjustments (Reductions, Modifications/ Augmentations)	Transfer To	Transfer From	Adjusted Allotments	1st Quarter Ending March 31	2nd Quarter Ending June 30	3rd Quarter Ending Sept. 30	TOTAL	1st Quarter Ending March 31	2nd Quarter Ending June 30	3rd Quarter Ending Sept. 30	TOTAL	Unreleased Approp.	Unobligated Allotments	Unpaid Obligations (15-20)=(23+24)	
1	2	3	4	5=(3+4)	6	7	8	9	10=((6+(-)7)-8+9)	11	12	13	14=(11+12+13+14)	16	17	18	20=(16+17+18+19)	21=(5-10)	22=(10-15)	23	24
Taxes, Duties and Licenses	5021501001	300,000.00	0.00	300,000.00	300,000.00	0.00	0.00	0.00	300,000.00	103,794.88	73,258.38	40,806.24	217,859.50	103,794.88	5,458.32	28,352.18	137,605.38	0.00	82,140.50	0.00	80,254.12
Fidelity Bond Premiums	5021502000	70,000.00	0.00	70,000.00	70,000.00	0.00	0.00	0.00	70,000.00	29,962.50	0.00	1,188.75	31,151.25	29,962.50	-0.00	337.50	30,000.00	0.00	38,848.75	0.00	851.25
Insurance Expenses	5021503000	1,360,000.00	59,088.80	1,419,088.80	1,360,000.00	59,088.80	0.00	0.00	1,419,088.80	1,237,311.17	68,652.28	93,125.35	1,419,088.80	1,237,311.17	80,231.42	89,298.11	1,495,837.70	0.00	0.00	0.00	12,251.10
Other Maintenance and Operating Expenses	5029900000	10,983,000.00	(1,457,304.55)	9,525,695.45	9,670,000.00	(144,304.55)	0.00	0.00	9,525,695.45	1,517,836.41	767,256.08	569,869.23	2,854,961.72	1,204,436.41	695,178.58	294,541.61	1,195,156.60	0.00	6,671,013.73	0.00	659,525.12
Advertising Expenses	5029901003	90,000.00	0.00	90,000.00	90,000.00	0.00	0.00	0.00	90,000.00	0.00	0.00	0.00	0.00	0.00	0.00	0.00	0.00	0.00	90,000.00	0.00	0.00
Printing and Publication Expenses	5029902000	70,000.00	0.00	70,000.00	70,000.00	0.00	0.00	0.00	70,000.00	21,120.50	4,905.40	9,959.85	35,985.75	21,120.50	4,375.40	7,420.65	32,916.55	0.00	34,014.25	0.00	3,097.70
Representation Expenses	5029903000	2,995,000.00	0.00	2,995,000.00	2,995,000.00	0.00	0.00	0.00	2,995,000.00	721,468.13	437,879.78	63,991.01	1,224,339.92	697,369.13	430,354.78	37,991.31	1,165,914.92	0.00	1,770,680.08	0.00	58,425.00
Transportation and Delivery Expenses	5029904000	300,000.00	0.00	300,000.00	300,000.00	0.00	0.00	0.00	300,000.00	12,072.56	0.00	0.00	12,072.56	12,072.56	0.00	0.00	12,072.56	0.00	287,927.44	0.00	9.00
Rent/Lease Expenses	5029905000	4,768,000.00	(749,597.43)	4,018,402.57	3,955,000.00	63,402.57	0.00	0.00	4,018,402.57	540,427.60	279,840.50	408,639.37	1,228,907.47	252,427.60	216,518.60	161,830.35	630,876.55	0.00	2,789,494.70	0.00	598,930.92
Rents - Building and Structures	5029905001	4,408,000.00	(813,000.00)	3,595,000.00	3,595,000.00	0.00	0.00	0.00	3,595,000.00	212,427.60	279,840.50	313,236.80	805,505.30	212,427.60	216,618.40	156,018.40	685,064.40	0.00	2,789,494.70	0.00	220,440.90
Rents - Equipment	5029905004	350,000.00	63,402.57	423,402.57	360,000.00	63,402.57	0.00	0.00	423,402.57	328,000.00	0.00	95,402.57	423,402.57	40,000.00	0.00	5,812.35	45,812.35	0.00	0.00	0.00	377,590.00
Membership Dues and Contributions to	5029906000	50,000.00	0.00	50,000.00	50,000.00	0.00	0.00	0.00	50,000.00	0.00	0.00	0.00	0.00	0.00	0.00	0.00	0.00	0.00	50,000.00	0.00	0.00
Subscription Expenses	5029907000	1,250,000.00	0.00	1,250,000.00	1,250,000.00	0.00	0.00	0.00	1,250,000.00	0.00	0.00	0.00	0.00	0.00	0.00	0.00	0.00	0.00	1,250,000.00	0.00	0.00
Other Subscription Expenses	5029907009	1,250,000.00	0.00	1,250,000.00	1,250,000.00	0.00	0.00	0.00	1,250,000.00	0.00	0.00	0.00	0.00	0.00	0.00	0.00	0.00	0.00	1,250,000.00	0.00	0.00
Donations	5029908000	50,000.00	0.00	50,000.00	50,000.00	0.00	0.00	0.00	50,000.00	5,800.00	0.00	0.00	5,800.00	5,800.00	0.00	0.00	5,800.00	0.00	44,200.00	0.00	0.00
Other Maintenance and Operating Expenses	5029999000	1,410,000.00	(707,707.12)	702,292.88	910,000.00	(207,707.12)	0.00	0.00	702,292.88	215,646.62	44,630.00	87,299.00	347,575.62	215,646.62	44,630.00	87,299.00	347,575.62	0.00	394,717.26	0.00	0.00
Other Maintenance and Operating Expenses	5029999009	1,410,000.00	(707,707.12)	702,292.88	910,000.00	(207,707.12)	0.00	0.00	702,292.88	215,646.62	44,630.00	87,299.00	347,575.62	215,646.62	44,630.00	87,299.00	347,575.62	0.00	394,717.26	0.00	0.00
Capital Outlays		13,800,000.00	(13,800,000.00)	0.00	0.00	0.00	0.00	0.00	0.00	0.00	0.00	0.00	0.00	0.00	0.00	0.00	0.00	0.00	0.00	0.00	0.00
Property, Plant and Equipment Outlay	5060400000	13,800,000.00	(13,800,000.00)	0.00	0.00	0.00	0.00	0.00	0.00	0.00	0.00	0.00	0.00	0.00	0.00	0.00	0.00	0.00	0.00	0.00	0.00
Transportation Equipment Outlay	5060400000	13,800,000.00	(13,800,000.00)	0.00	0.00	0.00	0.00	0.00	0.00	0.00	0.00	0.00	0.00	0.00	0.00	0.00	0.00	0.00	0.00	0.00	0.00
Motor Vehicles	5060400005	13,800,000.00	(13,800,000.00)	0.00	0.00	0.00	0.00	0.00	0.00	0.00	0.00	0.00	0.00	0.00	0.00	0.00	0.00	0.00	0.00	0.00	0.00
B. AUTOMATIC APPROPRIATIONS		20,755,000.00	(15,332,250.00)	5,422,750.00	20,988,750.00	(15,566,000.00)	0.00	0.00	5,422,750.00	4,914,915.77	507,834.23	0.00	5,422,750.00	4,914,915.77	507,834.23	0.00	5,422,750.00	0.00	0.00	0.00	0.00
Retirement and Life Insurance Premiums		20,755,000.00	(15,332,250.00)	5,422,750.00	20,988,750.00	(15,566,000.00)	0.00	0.00	5,422,750.00	4,914,915.77	507,834.23	0.00	5,422,750.00	4,914,915.77	507,834.23	0.00	5,422,750.00	0.00	0.00	0.00	0.00
C. SPECIAL PURPOSE FUNDS		0.00	9,728,844.00	9,728,844.00	0.00	9,728,844.00	0.00	0.00	9,728,844.00	0.00	0.00	531,843.75	531,843.75	0.00	0.00	252,558.00	252,558.00	0.00	9,197,000.25	0.00	279,285.75
Miscellaneous Personnel Benefits Fund		0.00	9,197,000.00	9,197,000.00	0.00	9,197,000.00	0.00	0.00	9,197,000.00	0.00	0.00	0.00	0.00	0.00	0.00	0.00	0.00	0.00	9,197,000.00	0.00	0.00
Other Personnel Benefits	5010400000	0.00	9,197,000.00	9,197,000.00	0.00	9,197,000.00	0.00	0.00	9,197,000.00	0.00	0.00	0.00	0.00	0.00	0.00	0.00	0.00	0.00	9,197,000.00	0.00	0.00
Other Personnel Benefits		0.00	9,197,000.00	9,197,000.00	0.00	9,197,000.00	0.00	0.00	9,197,000.00	0.00	0.00	0.00	0.00	0.00	0.00	0.00	0.00	0.00	9,197,000.00	0.00	0.00
Lump-sum for Compensation Adjustment	5010400005	0.00	9,197,000.00	9,197,000.00	0.00	9,197,000.00	0.00	0.00	9,197,000.00	0.00	0.00	0.00	0.00	0.00	0.00	0.00	0.00	0.00	9,197,000.00	0.00	0.00
Pension and Gratuity Fund		0.00	531,844.00	531,844.00	0.00	531,844.00	0.00	0.00	531,844.00	0.00	0.00	531,843.75	531,843.75	0.00	0.00	252,558.00	252,558.00	0.00	0.25	0.00	279,285.75
Other Personnel Benefits	5010400000	0.00	531,844.00	531,844.00	0.00	531,844.00	0.00	0.00	531,844.00	0.00	0.00	531,843.75	531,843.75	0.00	0.00	252,558.00	252,558.00	0.00	0.25	0.00	279,285.75
Terminal Leave Benefits		0.00	531,844.00	531,844.00	0.00	531,844.00	0.00	0.00	531,844.00	0.00	0.00	531,843.75	531,843.75	0.00	0.00	252,558.00	252,558.00	0.00	0.25	0.00	279,285.75
Terminal Leave Benefits - Civilian	5010403001	0.00	531,844.00	531,844.00	0.00	531,844.00	0.00	0.00	531,844.00	0.00	0.00	531,843.75	531,843.75	0.00	0.00	252,558.00	252,558.00	0.00	0.25	0.00	279,285.75
GRAND TOTAL		413,133,000.00	(21,843,506.00)	391,289,494.00	397,126,650.00	(5,837,156.00)	0.00	0.00	391,289,494.00	70,991,448.54	116,933,113.9	66,097,717.91	254,022,280.35	68,573,940.60	113,821,719.3	57,860,086.43	240,255,746.34	0.00	137,267,213.64	0.00	13,760,534.02

Certified Correct:  
  
 SALLY G. CUEVA  
 Acting Head, Budget Section  
 Date:

Recommending Approval:  
  
 RACHELLE R. GAYPANDAN  
 Acting Chief, Finance Division  
 Date:

Approved By:  
  
 RIZAL GIOVANNI P. APORTADERA, JR.  
 Director IV  
 Date: