

STATEMENT OF APPROPRIATIONS, ALLOTMENTS, OBLIGATIONS, DISBURSEMENTS AND BALANCES

As at the Quarter Ending June 30, 2021

Department : Presidential Communications Operations Office (PCOO)

Agency/Entity : Bureau of Broadcast Services

Operating Unit : < not applicable >

Organization Code (UACS) : 25 002 0000000

Fund Cluster : 01-Regular Agency Fund

(e.g. UACS Fund Cluster: 01-Regular Agency Fund, 02-Foreign Assisted Projects Fund, 03-Special Account-Locally Funded/Domestic Grants Fund, and 04-Special Account-Foreign Assisted/Foreign Grants Fund)

X	Current Year Appropriations
	Supplemental Appropriations
	Continuing Appropriations

Particulars	UACS CODE	Appropriations		Allotments		Current Year Obligations			Current Year Disbursements			Balances			
		Authorized Appropriations	Adjusted Appropriations	Allotments Received	Adjusted Total Allotments	1st Quarter Ending March 31	2nd Quarter Ending June 30	TOTAL	1st Quarter Ending March 31	2nd Quarter Ending June 30	TOTAL	Unreleased Appro	Unobligated Allotments	Unpaid Obligations(15-20)=(23+24)	
		3	5=(3+4)	6	10=[(6+(-)7)-8+9]	11	12	15=(11+12+13+14)	16	17	20=(16+17+18+19)	21	22	23	24
I. Agency Specific Budget		384,197,000.00	384,197,000.00	384,197,000.00	384,197,000.00	74,972,187.18	107,910,408.94	182,882,596.12	61,527,701.29	148,375,562.15	179,903,253.44	0.00	201,314,403.88	0.00	2,979,342.68
General Administration and Support	1000000000000000	91,244,000.00	91,244,000.00	91,244,000.00	91,244,000.00	21,071,782.05	23,750,494.87	44,822,276.92	17,377,375.25	26,215,011.01	43,592,386.26	0.00	46,421,723.08	0.00	1,229,890.66
General management and supervision	1000001000001000	86,539,000.00	86,539,000.00	86,539,000.00	86,539,000.00	20,978,469.72	21,748,179.49	42,726,649.21	17,264,062.92	24,807,717.90	42,091,780.82	0.00	43,812,350.79	0.00	634,868.39
PS		37,333,000.00	37,333,000.00	37,333,000.00	37,333,000.00	8,181,750.57	10,091,165.18	18,252,915.75	7,020,383.86	11,174,727.58	18,195,111.46	0.00	19,080,084.25	0.00	57,804.29
MOOE		49,206,000.00	49,206,000.00	49,206,000.00	49,206,000.00	12,816,719.15	11,657,014.31	24,473,733.46	10,263,679.04	13,632,990.32	23,896,668.36	0.00	24,732,266.54	0.00	577,064.10
Administration of Personnel Benefits	1000001000002000	4,705,000.00	4,705,000.00	4,705,000.00	4,705,000.00	93,312.33	2,002,315.38	2,095,627.71	93,312.33	1,407,293.11	1,500,605.44	0.00	2,609,372.29	0.00	595,022.27
PS		4,705,000.00	4,705,000.00	4,705,000.00	4,705,000.00	93,312.33	2,002,315.38	2,095,627.71	93,312.33	1,407,293.11	1,500,605.44	0.00	2,609,372.29	0.00	595,022.27
Sub-Total, General Administration and Support		91,244,000.00	91,244,000.00	91,244,000.00	91,244,000.00	21,071,782.05	23,750,494.87	44,822,276.92	17,377,375.25	26,215,011.01	43,592,386.26	0.00	46,421,723.08	0.00	1,229,890.66
PS		42,038,000.00	42,038,000.00	42,038,000.00	42,038,000.00	8,255,062.90	12,093,480.56	20,348,543.46	7,113,696.21	12,582,020.69	19,695,716.90	0.00	21,899,459.54	0.00	652,826.56
MOOE		49,206,000.00	49,206,000.00	49,206,000.00	49,206,000.00	12,816,719.15	11,657,014.31	24,473,733.46	10,263,679.04	13,632,990.32	23,896,668.36	0.00	24,732,266.54	0.00	577,064.10
FinEx (if Applicable)		0.00	0.00	0.00	0.00	0.00	0.00	0.00	0.00	0.00	0.00	0.00	0.00	0.00	0.00
CO		0.00	0.00	0.00	0.00	0.00	0.00	0.00	0.00	0.00	0.00	0.00	0.00	0.00	0.00
Operations	3000000000000000	292,953,000.00	292,953,000.00	292,953,000.00	292,953,000.00	53,900,405.13	84,159,914.07	138,060,319.20	44,150,326.04	92,160,541.14	136,310,867.18	0.00	154,892,680.80	0.00	1,749,452.02
OO: Public access, engagement and understanding of Presidential policies and government programs achieved		292,953,000.00	292,953,000.00	292,953,000.00	292,953,000.00	53,900,405.13	84,159,914.07	138,060,319.20	44,150,326.04	92,160,541.14	136,310,867.18	0.00	154,892,680.80	0.00	1,749,452.02
PUBLIC RADIO BROADCASTING PROGRAM		292,953,000.00	292,953,000.00	292,953,000.00	292,953,000.00	53,900,405.13	84,159,914.07	138,060,319.20	44,150,326.04	92,160,541.14	136,310,867.18	0.00	154,892,680.80	0.00	1,749,452.02
Production and transmission of various types of radio programs, including news and other special features	3101001000001000	170,513,000.00	170,513,000.00	170,513,000.00	170,513,000.00	36,142,696.50	74,335,755.19	110,478,451.69	34,357,561.26	75,001,636.85	109,359,198.11	0.00	60,034,548.31	0.00	1,119,253.58
PS		120,872,000.00	120,872,000.00	120,872,000.00	120,872,000.00	28,161,007.95	54,189,916.99	82,350,924.94	27,908,769.75	54,436,689.52	82,343,459.27	0.00	38,521,075.06	0.00	7,465.67
MOOE		49,641,000.00	49,641,000.00	49,641,000.00	49,641,000.00	7,981,688.55	20,145,838.20	28,127,526.75	6,450,791.51	20,564,947.33	27,016,738.84	0.00	21,513,473.25	0.00	1,111,787.91
Maintenance and operation of radio stations nationwide	3101001000002000	117,120,000.00	117,120,000.00	117,120,000.00	117,120,000.00	17,757,708.63	9,824,158.88	27,581,867.51	9,792,764.78	17,158,904.29	26,951,669.07	0.00	89,538,132.49	0.00	630,188.44
PS		71,114,000.00	71,114,000.00	71,114,000.00	71,114,000.00	16,438,258.22	6,498,084.95	22,936,343.17	8,905,350.90	14,026,092.27	22,931,443.17	0.00	48,177,656.83	0.00	4,900.00
MOOE		46,006,000.00	46,006,000.00	46,006,000.00	46,006,000.00	1,319,450.41	3,259,574.83	4,579,025.34	887,413.88	3,098,613.02	3,986,226.90	0.00	36,187,974.66	0.00	592,798.44
CO		5,239,000.00	5,239,000.00	5,239,000.00	5,239,000.00	0.00	66,499.00	66,499.00	0.00	33,999.00	33,999.00	0.00	5,172,501.00	0.00	32,500.00
Provision of creative services for the production of radio dramas and other special programs	3101001000003000	5,320,000.00	5,320,000.00	5,320,000.00	5,320,000.00	0.00	0.00	0.00	0.00	0.00	0.00	0.00	5,320,000.00	0.00	0.00
MOOE		5,320,000.00	5,320,000.00	5,320,000.00	5,320,000.00	0.00	0.00	0.00	0.00	0.00	0.00	0.00	5,320,000.00	0.00	0.00
Sub-Total, Operations		292,953,000.00	292,953,000.00	292,953,000.00	292,953,000.00	53,900,405.13	84,159,914.07	138,060,319.20	44,150,326.04	92,160,541.14	136,310,867.18	0.00	154,892,680.80	0.00	1,749,452.02
PS		191,986,000.00	191,986,000.00	191,986,000.00	191,986,000.00	44,599,266.17	60,688,001.94	105,287,268.11	36,812,120.65	68,462,781.79	105,274,902.44	0.00	86,688,731.89	0.00	12,365.67

STATEMENT OF APPROPRIATIONS, ALLOTMENTS, OBLIGATIONS, DISBURSEMENTS AND BALANCES

As at the Quarter Ending June 30, 2021

Department : Presidential Communications Operations Office (PCOO)
 Agency/Entity : Bureau of Broadcast Services
 Operating Unit : < not applicable >
 Organization Code (UACS) : 25 002 0000000
 Fund Cluster : 01 Regular Agency Fund
 (e.g. UACS Fund Cluster: 01-Regular Agency Fund, 02-Foreign Assisted Projects Fund, 03-Special Account-Locally Funded/Domestic Grants Fund, and 04-Special Account-Foreign Assisted/Foreign Grants Fund)

X	Current Year Appropriations
	Supplemental Appropriations
	Continuing Appropriations

Particulars	UACS CODE	Appropriations		Allotments		Current Year Obligations			Current Year Disbursements			Balances			
		Authorized Appropriations	Adjusted Appropriations	Allotments Received	Adjusted Total Allotments	1st Quarter Ending March 31	2nd Quarter Ending June 30	TOTAL	1st Quarter Ending March 31	2nd Quarter Ending June 30	TOTAL	Unreleased Appro	Unobligated Allotments	Unpaid Obligations(15-20)=(23+24)	
														Due and Demandable	Not Yet Due and Demandable
1	2	3	5=(3+4)	6	10=[(6+(-)7)-8+9]	11	12	15=(11+12+13+14)	16	17	20=(16+17+18+19)	21	22	23	24
MOOE		95,728,000.00	95,728,000.00	95,728,000.00	95,728,000.00	9,301,138.96	23,405,413.13	32,706,552.09	7,338,205.39	23,663,760.35	31,001,965.74	0.00	63,021,447.91	0.00	1,704,586.35
FinEx (if Applicable)		0.00	0.00	0.00	0.00	0.00	0.00	0.00	0.00	0.00	0.00	0.00	0.00	0.00	0.00
CO		5,239,000.00	5,239,000.00	5,239,000.00	5,239,000.00	0.00	66,499.00	66,499.00	0.00	33,999.00	33,999.00	0.00	5,172,501.00	0.00	32,500.00
Sub-Total I. Agency Specific Budget		384,197,000.00	384,197,000.00	384,197,000.00	384,197,000.00	74,972,187.18	107,910,408.94	182,882,596.12	61,527,701.29	118,375,552.15	179,903,253.44	0.00	201,314,403.88	0.00	2,979,342.68
PS		234,024,000.00	234,024,000.00	234,024,000.00	234,024,000.00	52,854,329.07	72,781,462.50	126,635,811.57	43,925,816.86	81,044,802.48	124,970,619.34	0.00	108,388,188.43	0.00	865,192.23
MOOE		144,934,000.00	144,934,000.00	144,934,000.00	144,934,000.00	22,117,858.11	35,062,427.44	57,180,285.55	17,601,884.43	37,296,750.67	54,898,635.10	0.00	87,753,714.45	0.00	2,281,650.45
FinEx (if Applicable)		0.00	0.00	0.00	0.00	0.00	0.00	0.00	0.00	0.00	0.00	0.00	0.00	0.00	0.00
CO		5,239,000.00	5,239,000.00	5,239,000.00	5,239,000.00	0.00	66,499.00	66,499.00	0.00	33,999.00	33,999.00	0.00	5,172,501.00	0.00	32,500.00
II. Automatic Appropriations		21,331,000.00	21,331,000.00	21,331,000.00	21,331,000.00	5,681,565.22	5,712,979.42	11,394,544.64	3,597,274.15	7,589,892.42	11,187,166.57	0.00	9,936,455.36	0.00	207,378.07
Specific Budgets of National Government Agencies		21,331,000.00	21,331,000.00	21,331,000.00	21,331,000.00	5,681,565.22	5,712,979.42	11,394,544.64	3,597,274.15	7,589,892.42	11,187,166.57	0.00	9,936,455.36	0.00	207,378.07
Retirement and Life Insurance Premiums		21,331,000.00	21,331,000.00	21,331,000.00	21,331,000.00	5,681,565.22	5,712,979.42	11,394,544.64	3,597,274.15	7,589,892.42	11,187,166.57	0.00	9,936,455.36	0.00	207,378.07
PS		21,331,000.00	21,331,000.00	21,331,000.00	21,331,000.00	5,681,565.22	5,712,979.42	11,394,544.64	3,597,274.15	7,589,892.42	11,187,166.57	0.00	9,936,455.36	0.00	207,378.07
Sub-total II. Automatic Appropriations		21,331,000.00	21,331,000.00	21,331,000.00	21,331,000.00	5,681,565.22	5,712,979.42	11,394,544.64	3,597,274.15	7,589,892.42	11,187,166.57	0.00	9,936,455.36	0.00	207,378.07
PS		21,331,000.00	21,331,000.00	21,331,000.00	21,331,000.00	5,681,565.22	5,712,979.42	11,394,544.64	3,597,274.15	7,589,892.42	11,187,166.57	0.00	9,936,455.36	0.00	207,378.07
MOOE		0.00	0.00	0.00	0.00	0.00	0.00	0.00	0.00	0.00	0.00	0.00	0.00	0.00	0.00
FinEx		0.00	0.00	0.00	0.00	0.00	0.00	0.00	0.00	0.00	0.00	0.00	0.00	0.00	0.00
CO		0.00	0.00	0.00	0.00	0.00	0.00	0.00	0.00	0.00	0.00	0.00	0.00	0.00	0.00
III. Special Purpose Fund		0.00	1,364,115.00	0.00	1,364,115.00	1,364,114.01	0.00	1,364,114.01	1,364,114.01	0.00	1,364,114.01	0.00	0.99	0.00	0.00
Pension and Gratuity Fund		0.00	1,364,115.00	0.00	1,364,115.00	1,364,114.01	0.00	1,364,114.01	1,364,114.01	0.00	1,364,114.01	0.00	0.00	0.00	0.00
PS		0.00	1,364,115.00	0.00	1,364,115.00	1,364,114.01	0.00	1,364,114.01	1,364,114.01	0.00	1,364,114.01	0.00	0.00	0.00	0.00
Sub-Total III. Special Purpose Fund		0.00	1,364,115.00	0.00	1,364,115.00	1,364,114.01	0.00	1,364,114.01	1,364,114.01	0.00	1,364,114.01	0.00	0.99	0.00	0.00
PS		0.00	1,364,115.00	0.00	1,364,115.00	1,364,114.01	0.00	1,364,114.01	1,364,114.01	0.00	1,364,114.01	0.00	0.99	0.00	0.00
MOOE		0.00	0.00	0.00	0.00	0.00	0.00	0.00	0.00	0.00	0.00	0.00	0.00	0.00	0.00
FinEx		0.00	0.00	0.00	0.00	0.00	0.00	0.00	0.00	0.00	0.00	0.00	0.00	0.00	0.00
CO		0.00	0.00	0.00	0.00	0.00	0.00	0.00	0.00	0.00	0.00	0.00	0.00	0.00	0.00
IV. Reversion of the Unobligated Allotments charged against R.A. Nos. 11485 and 11494		0.00	0.00	0.00	0.00	0.00	0.00	0.00	0.00	0.00	0.00	0.00	0.00	0.00	0.00
GRAND TOTAL		405,528,000.00	406,892,115.00	405,528,000.00	406,892,115.00	82,017,866.41	113,623,388.36	195,641,254.77	66,489,089.45	125,965,444.57	192,454,534.02	0.00	211,250,860.23	0.00	3,186,720.75
PS		255,355,000.00	256,719,115.00	255,355,000.00	256,719,115.00	59,900,008.30	78,494,481.92	138,394,470.22	48,887,205.02	88,634,694.80	137,521,899.92	0.00	118,324,644.78	0.00	872,570.30
MOOE		144,934,000.00	144,934,000.00	144,934,000.00	144,934,000.00	22,117,858.11	35,062,427.44	57,180,285.55	17,601,884.43	37,296,750.67	54,898,635.10	0.00	87,753,714.45	0.00	2,281,650.45


STATEMENT OF APPROPRIATIONS, ALLOTMENTS, OBLIGATIONS, DISBURSEMENTS AND BALANCES
As at the Quarter Ending June 30, 2021


Department : Presidential Communications Operations Office (PCOO)
 Agency/Entity : Bureau of Broadcast Services
 Operating Unit : < not applicable >
 Organization Code (UACS) : 25 002 0000000
 Fund Cluster : 01 Regular Agency Fund


X	Current Year Appropriations
	Supplemental Appropriations
	Continuing Appropriations

(e.g. UACS Fund Cluster: 01-Regular Agency Fund, 02-Foreign Assisted Projects Fund, 03-Special Account-Locally Funded/Domestic Grants Fund, and 04-Special Account-Foreign Assisted/Foreign Grants Fund)

Particulars	UACS CODE	Appropriations		Allotments		Current Year Obligations			Current Year Disbursements			Balances			
		Authorized Appropriations	Adjusted Appropriations	Allotments Received	Adjusted Total Allotments	1st Quarter Ending March 31	2nd Quarter Ending June 30	TOTAL	1st Quarter Ending March 31	2nd Quarter Ending June 30	TOTAL	Unreleased Appro	Unobligated Allotments	Unpaid Obligations(15-20)=(23+24)	
														Due and Demandable	Not Yet Due and Demandable
1	2	3	5=(3+4)	6	10=[(6+(-)7)-8+9]	11	12	15=(11+12+13+14)	16	17	20=(16+17+18+19)	21	22	23	24
CO		5,239,000.00	5,239,000.00	5,239,000.00	5,239,000.00	0.00	66,499.00	66,499.00	0.00	33,999.00	33,999.00	0.00	5,172,501.00	0.00	32,500.00
Recapitulation by OO:															
I. Agency Specific Budget		292,953,000.00	292,953,000.00	292,953,000.00	292,953,000.00	53,900,405.13	84,159,914.07	138,060,319.20	44,150,326.04	92,160,541.14	136,310,867.18	0.00	154,892,680.80	0.00	1,749,452.02
PUBLIC RADIO BROADCASTING PROGRAM		292,953,000.00	292,953,000.00	292,953,000.00	292,953,000.00	53,900,405.13	84,159,914.07	138,060,319.20	44,150,326.04	92,160,541.14	136,310,867.18	0.00	154,892,680.80	0.00	1,749,452.02

Prepared by:

 SALLY G. CUEVA
 Acting Head, Budget Section

Certified Correct:

 RACHELLE R. GATPANDAN
 Acting Chief, Finance Division

Approved by:

 RIZAL GIOVANNI P. APORTADERA JR.
 Director IV

Date:

Date: