

STATEMENT OF APPROPRIATIONS, ALLOTMENTS, OBLIGATIONS, DISBURSEMENTS AND BALANCES
As at the Quarter Ending March 31, 2020

Department : Presidential Communications Operations Office (PCOO)
 Agency/Entity : Bureau of Broadcast Services
 Operating Unit : < not applicable >
 Organization Code : 25 002 0000000
 Fund Cluster : 01 Regular Agency Fund

X	Current Year
	Supplemental
	Continuing Appropriations

(e.g. UACS Fund Cluster: 01-Regular Agency Fund, 02-Foreign Assisted Projects Fund, 03-Special Account-Locally Funded/Domestic Grants Fund, and 04-Special Account-Foreign Assisted/Foreign Grants Fund)

Particulars	UACS CODE	Appropriations			Allotments					Current Year Obligations					Current Year Disbursements					Balances			
		Authorized Approp.	Adj (Trans To/From, Mod./	Adjusted Approp.	Allotments Received	Adj. (Red., Mod./ Aug.)	Trans To	Trans From	Adjusted Total Allotments	1st Quarter Ending March 31	2nd Quarter Ending June 30	3rd Quarter Ending Sept. 30	4th Quarter Ending Dec. 31	TOTAL	1st Quarter Ending March 31	2nd Quarter Ending June 30	3rd Quarter Ending Sept. 30	4th Quarter Ending Dec. 31	TOTAL	Unreleased Appro	Unobligated Allotments	Unpaid Obligations (15-20)=(23+24)	
		3	4	5=(3+4)	6	7	8	9	10=[(6+(-)7)-8+9]	11	12	13	14	15=(11+12+13+14)	16	17	18	19	20=(16+17+18+19)	21	22	23	24
Agency Specific Budget		392,378,000.00	0.00	392,378,000.00	392,378,000.00	0.00	0.00	0.00	392,378,000.00	66,076,532.77	0.00	0.00	0.00	66,076,532.77	63,659,124.83	0.00	0.00	0.00	63,659,124.83	0.00	326,301,467.23	0.00	2,417,407.94
General Administration and Support	1000000000000000	104,351,000.00	0.00	104,351,000.00	104,351,000.00	0.00	0.00	0.00	104,351,000.00	21,461,574.36	0.00	0.00	0.00	21,461,574.36	21,238,226.00	0.00	0.00	0.00	21,238,226.00	0.00	82,889,425.64	0.00	223,348.36
General management and supervision	100000100001000	99,102,000.00	0.00	99,102,000.00	99,102,000.00	0.00	0.00	0.00	99,102,000.00	21,461,574.36	0.00	0.00	0.00	21,461,574.36	21,238,226.00	0.00	0.00	0.00	21,238,226.00	0.00	77,640,425.64	0.00	223,348.36
PS		36,694,000.00	0.00	36,694,000.00	36,694,000.00	0.00	0.00	0.00	36,694,000.00	7,519,249.36	0.00	0.00	0.00	7,519,249.36	7,436,456.00	0.00	0.00	0.00	7,436,456.00	0.00	29,174,750.64	0.00	82,793.36
MOOE		48,608,000.00	0.00	48,608,000.00	48,608,000.00	0.00	0.00	0.00	48,608,000.00	13,942,325.00	0.00	0.00	0.00	13,942,325.00	13,801,770.00	0.00	0.00	0.00	13,801,770.00	0.00	34,665,675.00	0.00	140,555.00
CO		13,800,000.00	0.00	13,800,000.00	13,800,000.00	0.00	0.00	0.00	13,800,000.00	0.00	0.00	0.00	0.00	0.00	0.00	0.00	0.00	0.00	0.00	0.00	13,800,000.00	0.00	0.00
Administration of Personnel Benefits	100000100002000	5,249,000.00	0.00	5,249,000.00	5,249,000.00	0.00	0.00	0.00	5,249,000.00	0.00	0.00	0.00	0.00	0.00	0.00	0.00	0.00	0.00	0.00	0.00	5,249,000.00	0.00	0.00
PS		5,249,000.00	0.00	5,249,000.00	5,249,000.00	0.00	0.00	0.00	5,249,000.00	0.00	0.00	0.00	0.00	0.00	0.00	0.00	0.00	0.00	0.00	0.00	5,249,000.00	0.00	0.00
Sub-Total, General Administration and Support		104,351,000.00	0.00	104,351,000.00	104,351,000.00	0.00	0.00	0.00	104,351,000.00	21,461,574.36	0.00	0.00	0.00	21,461,574.36	21,238,226.00	0.00	0.00	0.00	21,238,226.00	0.00	82,889,425.64	0.00	223,348.36
PS		41,943,000.00	0.00	41,943,000.00	41,943,000.00	0.00	0.00	0.00	41,943,000.00	7,519,249.36	0.00	0.00	0.00	7,519,249.36	7,436,456.00	0.00	0.00	0.00	7,436,456.00	0.00	34,423,750.64	0.00	82,793.36
MOOE		48,608,000.00	0.00	48,608,000.00	48,608,000.00	0.00	0.00	0.00	48,608,000.00	13,942,325.00	0.00	0.00	0.00	13,942,325.00	13,801,770.00	0.00	0.00	0.00	13,801,770.00	0.00	34,665,675.00	0.00	140,555.00
FinEx (if Applicable)		0.00	0.00	0.00	0.00	0.00	0.00	0.00	0.00	0.00	0.00	0.00	0.00	0.00	0.00	0.00	0.00	0.00	0.00	0.00	0.00	0.00	0.00
CO		13,800,000.00	0.00	13,800,000.00	13,800,000.00	0.00	0.00	0.00	13,800,000.00	0.00	0.00	0.00	0.00	0.00	0.00	0.00	0.00	0.00	0.00	0.00	13,800,000.00	0.00	0.00
Operations	3000000000000000	288,027,000.00	0.00	288,027,000.00	288,027,000.00	0.00	0.00	0.00	288,027,000.00	44,614,958.41	0.00	0.00	0.00	44,614,958.41	42,420,898.83	0.00	0.00	0.00	42,420,898.83	0.00	243,412,041.59	0.00	2,194,059.58
OO : Public access, engagement and understanding of Presidential policies and government programs achieved		288,027,000.00	0.00	288,027,000.00	288,027,000.00	0.00	0.00	0.00	288,027,000.00	44,614,958.41	0.00	0.00	0.00	44,614,958.41	42,420,898.83	0.00	0.00	0.00	42,420,898.83	0.00	243,412,041.59	0.00	2,194,059.58
PUBLIC RADIO BROADCASTING PROGRAM		288,027,000.00	0.00	288,027,000.00	288,027,000.00	0.00	0.00	0.00	288,027,000.00	44,614,958.41	0.00	0.00	0.00	44,614,958.41	42,420,898.83	0.00	0.00	0.00	42,420,898.83	0.00	243,412,041.59	0.00	2,194,059.58
Production and transmission of various types of radio programs, including news and other special features	310100100001000	171,077,000.00	0.00	171,077,000.00	171,077,000.00	0.00	0.00	0.00	171,077,000.00	27,439,065.27	0.00	0.00	0.00	27,439,065.27	26,290,082.17	0.00	0.00	0.00	26,290,082.17	0.00	143,637,934.73	0.00	1,148,983.10
PS		119,554,000.00	0.00	119,554,000.00	119,554,000.00	0.00	0.00	0.00	119,554,000.00	19,021,891.58	0.00	0.00	0.00	19,021,891.58	18,469,343.89	0.00	0.00	0.00	18,469,343.89	0.00	100,532,108.42	0.00	552,547.69
MOE		51,523,000.00	0.00	51,523,000.00	51,523,000.00	0.00	0.00	0.00	51,523,000.00	8,417,173.69	0.00	0.00	0.00	8,417,173.69	7,820,738.28	0.00	0.00	0.00	7,820,738.28	0.00	43,105,826.31	0.00	596,435.41
Maintenance and operation of radio stations nationwide	310100100002000	111,630,000.00	0.00	111,630,000.00	111,630,000.00	0.00	0.00	0.00	111,630,000.00	17,175,893.14	0.00	0.00	0.00	17,175,893.14	16,130,816.66	0.00	0.00	0.00	16,130,816.66	0.00	94,454,106.86	0.00	1,045,076.48
PS		68,480,000.00	0.00	68,480,000.00	68,480,000.00	0.00	0.00	0.00	68,480,000.00	12,368,419.13	0.00	0.00	0.00	12,368,419.13	12,352,216.25	0.00	0.00	0.00	12,352,216.25	0.00	56,111,580.87	0.00	16,202.88
MOOE		43,150,000.00	0.00	43,150,000.00	43,150,000.00	0.00	0.00	0.00	43,150,000.00	4,807,474.01	0.00	0.00	0.00	4,807,474.01	3,778,600.41	0.00	0.00	0.00	3,778,600.41	0.00	38,342,525.99	0.00	1,028,873.60
Provision of creative services for the production of radio dramas and other special programs	310100100003000	5,320,000.00	0.00	5,320,000.00	5,320,000.00	0.00	0.00	0.00	5,320,000.00	0.00	0.00	0.00	0.00	0.00	0.00	0.00	0.00	0.00	0.00	0.00	5,320,000.00	0.00	0.00
MOOE		5,320,000.00	0.00	5,320,000.00	5,320,000.00	0.00	0.00	0.00	5,320,000.00	0.00	0.00	0.00	0.00	0.00	0.00	0.00	0.00	0.00	0.00	0.00	5,320,000.00	0.00	0.00

STATEMENT OF APPROPRIATIONS, ALLOTMENTS, OBLIGATIONS, DISBURSEMENTS AND BALANCES
As at the Quarter Ending March 31, 2020

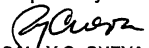
Department : Presidential Communications Operations Office (PCOO)
 Agency/Entity : Bureau of Broadcast Services
 Operating Unit : < not applicable >
 Organization Code : 25 002 0000000
 Fund Cluster : 01 Regular Agency Fund


X	Current Year
	Supplemental
	Continuing Appropriations


(e.g. UACS Fund Cluster: 01-Regular Agency Fund, 02-Foreign Assisted Projects Fund, 03-Special Account-Locally Funded/Domestic Grants Fund, and 04-Special Account-Foreign Assisted/Foreign Grants Fund)

Particulars	UACS CODE	Appropriations			Allotments					Current Year Obligations					Current Year Disbursements					Balances			
		Authorized Approp.	Adj. (Transf To/From, Mod./)	Adjusted Approp.	Allotments Received	Adj. (Red., Mod./ Aug.)	Trans To	Trans From	Adjusted Total Allotments	1st Quarter Ending March 31	2nd Quarter Ending June 30	3rd Quarter Ending Sept. 30	4th Quarter Ending Dec. 31	TOTAL	1st Quarter Ending March 31	2nd Quarter Ending June 30	3rd Quarter Ending Sept. 30	4th Quarter Ending Dec. 31	TOTAL	Unreleased Appro	Unobligated Allotments	Unpaid Obligations (15-20)=(23+24)	
																						Due and Demandable	Not Yet Due and Demandable
1	2	3	4	5=(3+4)	6	7	8	9	10=[(6+(-)7)-8+9]	11	12	13	14	15=(11+12+13+14)	16	17	18	19	20=(16+17+18+19)	21	22	23	24
Total, Operations		288,027,000.00	0.00	288,027,000.00	288,027,000.00	0.00	0.00	0.00	288,027,000.00	44,614,958.41	0.00	0.00	0.00	44,614,958.41	42,420,898.83	0.00	0.00	0.00	42,420,898.83	0.00	243,412,041.59	0.00	2,194,059.58
PS		188,034,000.00	0.00	188,034,000.00	188,034,000.00	0.00	0.00	0.00	188,034,000.00	31,390,310.71	0.00	0.00	0.00	31,390,310.71	30,821,560.14	0.00	0.00	0.00	30,821,560.14	0.00	156,643,689.29	0.00	568,750.57
MOOE		99,993,000.00	0.00	99,993,000.00	99,993,000.00	0.00	0.00	0.00	99,993,000.00	13,224,647.70	0.00	0.00	0.00	13,224,647.70	11,599,338.69	0.00	0.00	0.00	11,599,338.69	0.00	86,768,352.30	0.00	1,625,309.01
FinEx (If Applicable)		0.00	0.00	0.00	0.00	0.00	0.00	0.00	0.00	0.00	0.00	0.00	0.00	0.00	0.00	0.00	0.00	0.00	0.00	0.00	0.00	0.00	0.00
CO		0.00	0.00	0.00	0.00	0.00	0.00	0.00	0.00	0.00	0.00	0.00	0.00	0.00	0.00	0.00	0.00	0.00	0.00	0.00	0.00	0.00	0.00
Sub-Total, I. Agency Specific Budget		392,378,000.00	0.00	392,378,000.00	392,378,000.00	0.00	0.00	0.00	392,378,000.00	66,076,532.77	0.00	0.00	0.00	66,076,532.77	63,659,124.83	0.00	0.00	0.00	63,659,124.83	0.00	326,301,467.23	0.00	2,417,407.94
PS		229,977,000.00	0.00	229,977,000.00	229,977,000.00	0.00	0.00	0.00	229,977,000.00	38,909,560.07	0.00	0.00	0.00	38,909,560.07	38,268,016.14	0.00	0.00	0.00	38,268,016.14	0.00	191,067,439.93	0.00	651,543.93
MOOE		148,601,000.00	0.00	148,601,000.00	148,601,000.00	0.00	0.00	0.00	148,601,000.00	27,166,972.70	0.00	0.00	0.00	27,166,972.70	25,401,108.69	0.00	0.00	0.00	25,401,108.69	0.00	121,434,027.30	0.00	1,765,864.01
FinEx (If Applicable)		0.00	0.00	0.00	0.00	0.00	0.00	0.00	0.00	0.00	0.00	0.00	0.00	0.00	0.00	0.00	0.00	0.00	0.00	0.00	0.00	0.00	0.00
CO		13,800,000.00	0.00	13,800,000.00	13,800,000.00	0.00	0.00	0.00	13,800,000.00	0.00	0.00	0.00	0.00	0.00	0.00	0.00	0.00	0.00	0.00	0.00	13,800,000.00	0.00	0.00
II. Automatic Appropriations		20,755,000.00	0.00	20,755,000.00	20,755,000.00	0.00	0.00	0.00	20,755,000.00	4,914,915.77	0.00	0.00	0.00	4,914,915.77	4,914,915.77	0.00	0.00	0.00	4,914,915.77	0.00	15,840,084.23	0.00	0.00
Specific Budgets of National Government Agencies		20,755,000.00	0.00	20,755,000.00	20,755,000.00	0.00	0.00	0.00	20,755,000.00	4,914,915.77	0.00	0.00	0.00	4,914,915.77	4,914,915.77	0.00	0.00	0.00	4,914,915.77	0.00	15,840,084.23	0.00	0.00
Retirement and Life Insurance Premiums		20,755,000.00	0.00	20,755,000.00	20,755,000.00	0.00	0.00	0.00	20,755,000.00	4,914,915.77	0.00	0.00	0.00	4,914,915.77	4,914,915.77	0.00	0.00	0.00	4,914,915.77	0.00	15,840,084.23	0.00	0.00
PS		20,755,000.00	0.00	20,755,000.00	20,755,000.00	0.00	0.00	0.00	20,755,000.00	4,914,915.77	0.00	0.00	0.00	4,914,915.77	4,914,915.77	0.00	0.00	0.00	4,914,915.77	0.00	15,840,084.23	0.00	0.00
Sub-total II. Automatic Appropriations		20,755,000.00	0.00	20,755,000.00	20,755,000.00	0.00	0.00	0.00	20,755,000.00	4,914,915.77	0.00	0.00	0.00	4,914,915.77	4,914,915.77	0.00	0.00	0.00	4,914,915.77	0.00	15,840,084.23	0.00	0.00
PS		20,755,000.00	0.00	20,755,000.00	20,755,000.00	0.00	0.00	0.00	20,755,000.00	4,914,915.77	0.00	0.00	0.00	4,914,915.77	4,914,915.77	0.00	0.00	0.00	4,914,915.77	0.00	15,840,084.23	0.00	0.00
MOOE		0.00	0.00	0.00	0.00	0.00	0.00	0.00	0.00	0.00	0.00	0.00	0.00	0.00	0.00	0.00	0.00	0.00	0.00	0.00	0.00	0.00	0.00
FinEx		0.00	0.00	0.00	0.00	0.00	0.00	0.00	0.00	0.00	0.00	0.00	0.00	0.00	0.00	0.00	0.00	0.00	0.00	0.00	0.00	0.00	0.00
CO		0.00	0.00	0.00	0.00	0.00	0.00	0.00	0.00	0.00	0.00	0.00	0.00	0.00	0.00	0.00	0.00	0.00	0.00	0.00	0.00	0.00	0.00
GRAND TOTAL		413,133,000.00	0.00	413,133,000.00	413,133,000.00	0.00	0.00	0.00	413,133,000.00	70,991,448.54	0.00	0.00	0.00	70,991,448.54	68,574,040.60	0.00	0.00	0.00	68,574,040.60	0.00	342,141,551.46	0.00	2,417,407.94
MOE		250,732,000.00	0.00	250,732,000.00	250,732,000.00	0.00	0.00	0.00	250,732,000.00	43,824,475.84	0.00	0.00	0.00	43,824,475.84	43,172,931.91	0.00	0.00	0.00	43,172,931.91	0.00	206,907,524.16	0.00	651,543.93
CO		148,601,000.00	0.00	148,601,000.00	148,601,000.00	0.00	0.00	0.00	148,601,000.00	27,166,972.70	0.00	0.00	0.00	27,166,972.70	25,401,108.69	0.00	0.00	0.00	25,401,108.69	0.00	121,434,027.30	0.00	1,765,864.01
CO		13,800,000.00	0.00	13,800,000.00	13,800,000.00	0.00	0.00	0.00	13,800,000.00	0.00	0.00	0.00	0.00	0.00	0.00	0.00	0.00	0.00	0.00	0.00	13,800,000.00	0.00	0.00
Recapitulation by OO:																							
I. Agency Specific Budget		288,027,000.00	0.00	288,027,000.00	288,027,000.00	0.00	0.00	0.00	288,027,000.00	44,614,958.41	0.00	0.00	0.00	44,614,958.41	42,420,898.83	0.00	0.00	0.00	42,420,898.83	0.00	243,412,041.59	0.00	2,194,059.58
PUBLIC RADIO BROADCASTING PROGRAM		288,027,000.00	0.00	288,027,000.00	288,027,000.00	0.00	0.00	0.00	288,027,000.00	44,614,958.41	0.00	0.00	0.00	44,614,958.41	42,420,898.83	0.00	0.00	0.00	42,420,898.83	0.00	243,412,041.59	0.00	2,194,059.58

This report was generated using the Unified Reporting System on 23/06/2020 13:31 version.FAR1.1.5 ; Status : SUBMITTED

Prepared By:

 SALLY G. CUEVA
 Acting Head, Budget
 Date:

Certified Correct:

 RACHELLE R. GATABANDANA
 Acting Chief, Finance Division
 Date:

Approved By:

 RIZAL GIOVANNI P. APORTADERA, JR.
 Director IV
 Date: